

Pennington Traditional School



First Grade 2021-2022

Mrs. Moore

Mrs. Murphy

Ms. Duke

The past two years have been difficult for students and families. We are so excited that students will experience more of a “normal” school environment this year!



We believe in our students. They are our future!

[Kid President: Letter to the Future](#)

These supplies will be needed by both in-person and virtual-only students:

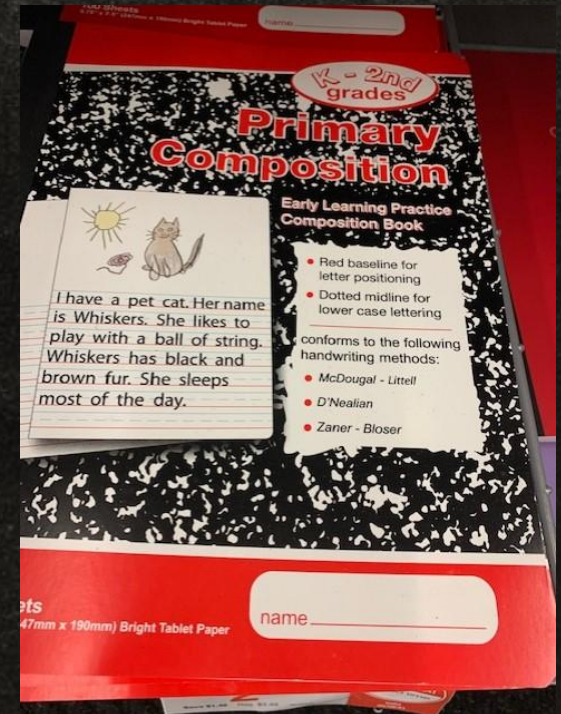

- Blunt scissors – 1 pair
- Crayons – 4 boxes of 16 count (not fat; no more than 16/box)
 - Dry-Erase markers – 8 black markers
 - Glue sticks – 16
- Pencils – 3 dozen (pre-sharpened #2 pencils)
- Pencil box – 1 (hard plastic to hold crayons and pencils)
 - Plastic folders – 2 plastic (1 red and 1 blue)
- Primary composition notebook – 1 (must be primary-lined)
- Single-Subject spiral-bound notebook – 2 (wide ruled, any color)
- Boys – gallon-sized zip lock bags (1 box; does not need to be name brand)
- Girls – sandwich-sized zip lock bags (1 box; does not need to be name brand)

Thank you!

Ms. Duke, Mrs. Moore, and Mrs. Murphy

If you have any questions, please contact our Team Lead, Mrs. Moore, at moorena@pwcs.edu.

More information about composition books - please make sure they are “Primary Lined” composition books. This is important when we teach D’Nealian handwriting.



As of yesterday, Staples on Liberia had these on sale for \$2.00!



E-mailed every Friday

A screenshot of a digital flyer for 'First Grade News' dated September 19-23. The flyer has a red header with the title 'First Grade News' and the date. Below the header, there is a 'Homework' icon and a section titled 'This Week's Lifework' with daily tasks for Monday through Friday. At the bottom, there is a 'Spelling List 1 TEST Friday' section with a list of words and a 'Spelling Words' graphic. To the right of the flyer content is a control panel with buttons for 'Edit your flyer', 'Preview', 'Print', 'Visitors' (showing 191), 'Show Analytics', 'Link' (with a URL), and 'Flyer Settings'.

*Curriculum *Lifework * Poem *First Grade Activities

How can you reach us?



- We communicate via e-mail. Please be sure your e-mail is up to date in Parent VUE!
- Emergency? Call the Front Office!
- Write changes in transportation on a separate piece of paper (these go to the office)
- Give us 48 hours to reply. We will not be available after school hours (8:40-4:00) or on the weekend.

Mrs. Moore - moorena@pwcs.edu

Ms. Duke - dukeel@pwcs.edu

Mrs. Murphy - coming soon!

Tentative Daily Schedule for First Grade

Morning: Language Arts (this includes reading, phonics, and writing)

Lunch:

10:35 - 11:05 - Duke
10:38 - 11:08 - Moore
10:41 - 11:11 - Murphy



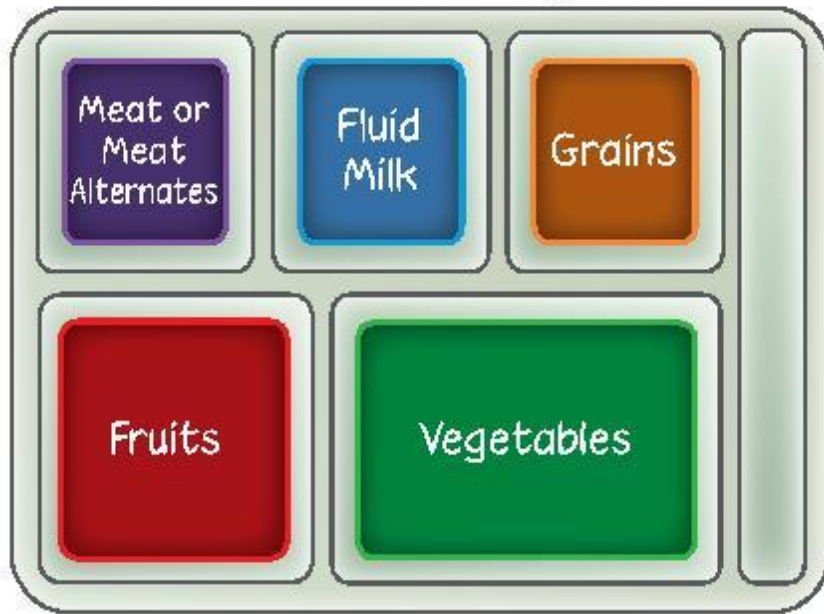
(After lunch will be bathroom breaks, first recess and continued language arts.)

Encore is from 12:13 – 12:58 (Encore includes music, library, art and PE. Technology will be incorporated into these classes.)

Afternoon: Snack, Math, Second Recess and Science/Social Studies

School Lunch: Lots of healthy options.
Cookies, Water and Juice are an additional cost.

Build a Healthy Lunch



You may block your child from adding ice cream and cookies to their lunch. Write a note to the cafeteria.

Birthdays

- You can send in Peanut Free Treats.
- Possibility that you may buy cookies, frozen juice cups, or popcorn from the cafeteria (notify them one week before).
- Birthday treats will be distributed during lunch by our Cafeteria Hostess.



Afternoon Snack



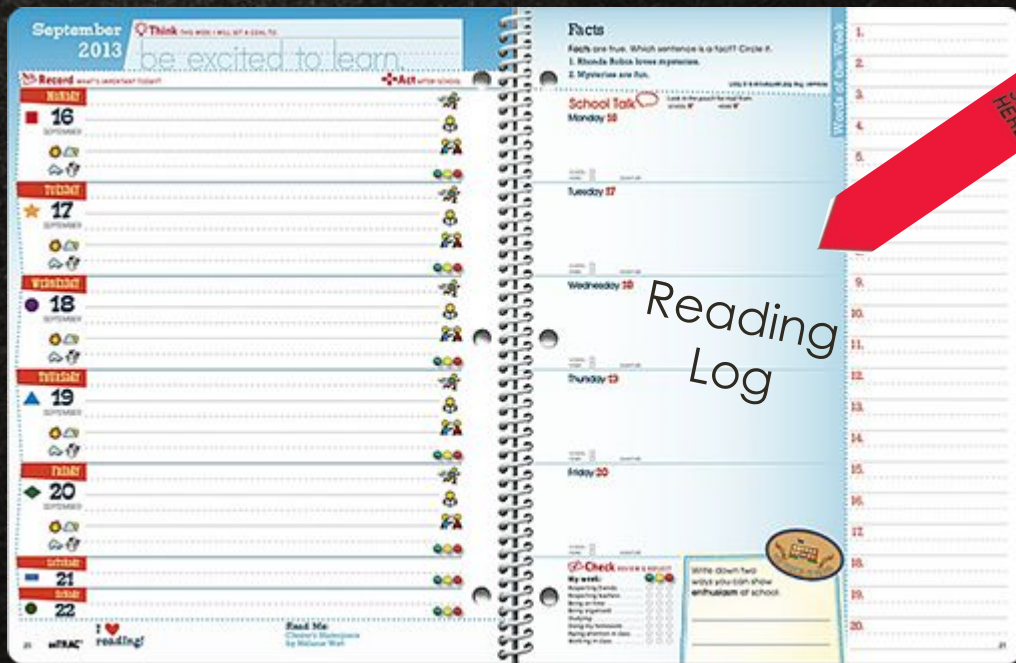
- Must be a healthy, energizing snack. Finger foods, ready to eat!
- Examples: Apple slices, orange wedges, grapes, baby carrots, cucumbers, celery, granola bars, unfrosted Pop-tarts, dry cereal, popcorn, whole wheat crackers, go-gurt, squeeze apple-sauce, cheese stick, pretzels, dried fruit, etc.
- No nuts, cookies, chips, unpeeled citrus fruits, or anything requiring silverware. No candy. No juice in the classroom. Water only. We need an easy to eat snacks because sometimes we have a “working snack.”



Daily Duties for Parents/Guardians

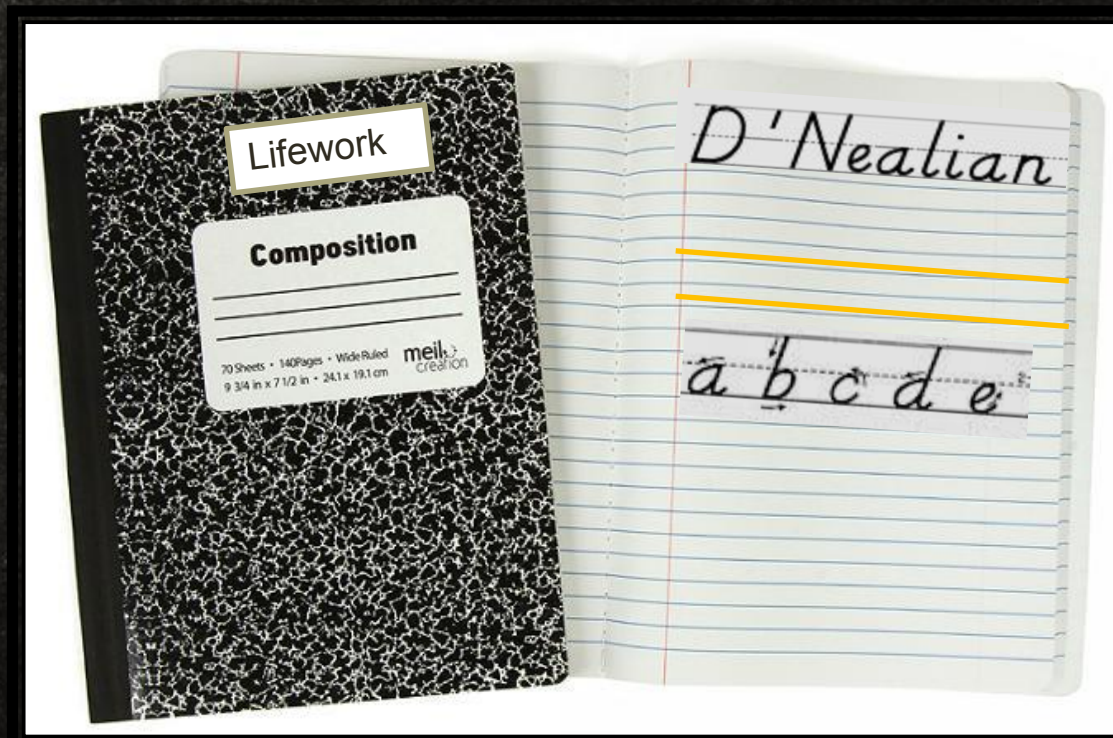
Agenda:
Check the agenda for
lifework assignments
and notes.

Reading Log:
Write the Book
Title and the
pages read on
the right hand
side. Please
initial daily.



Lifework – 20 Minutes

- Assigned every Weeknight: Monday – Thursday.
- Reading is expected on the weekends.
- Must be written in neat, D'Nealian handwriting.



Please use two lines
to write .



Primary lined notebooks
have the lines needed

Lifework - 20 Minutes a Night

- If the Lifework requires coloring, please encourage your child to color in crayon – neatly.
- Please use pencils, not marker or pen.
- Sloppy Lifework may not be accepted and will be re-done.



Friday Folders



- Sent home every Friday
- You may **keep ALL the student work**
- Read everything with your child
- Only send back required Paperwork
- Return every Monday

Absences

- If your child must be absent the day of school please call the school to let the office know. Upon your student's return, send a written excuse.
- If you know in advance that your child will be absent, please write a note telling us in advance.
- Any make-up work will be sent home or finished in class if possible. Please make sure it is completed and return it to us as soon as possible.
- If your child has a fever of 100 degrees or higher, they need to stay home until they are fever free for 24 hours.



First Quarter Expectations

- First Quarter is a review of skills learned last year. This is extremely important due to different learning styles during the pandemic.
- Getting students used to the “Pennington Way,” classroom routines and procedures.
- Many different assessments are conducted to find the strengths and areas to grow for each child. This will guide further instruction.




1st Grade Grading Scale

S+ = The student consistently meets objectives.

S = The student adequately meets objectives.

S- = The student inconsistently meets objectives.

N = The student has not met objectives.



At Pennington, we
strive to “Be Like MIKE”!

M - Mindful

I - Inquisitive

K - Kind

E - Engaged



School Wide Behavior Matrix



BLUEJAY CHARACTER Pennington Matrix of Expectations
 "Exceeding Expectations to Achieve Excellence"

Voice Level	
0	Silence
1	Whisper
2	Normal Indoor Voice
3	Loud Outside Voice

p. 9

Expectation	Bus	Hallway	Cafeteria/Lunch	Cafeteria/Assembly	Classroom	Restroom	Playground
Be Prompt	<ul style="list-style-type: none"> Arrive on time Go directly to bus Be ready to exit bus upon arrival 	<ul style="list-style-type: none"> Walk at all times Behave in a safe manner at all times 	<ul style="list-style-type: none"> Arrive on time Get through the line quickly and quietly Line up quickly for dismissal when excused and sit or stand quietly 	<ul style="list-style-type: none"> Enter and exit quickly and quietly 	<ul style="list-style-type: none"> Arrive on time Enter and exit quietly 	<ul style="list-style-type: none"> Use restroom for intended purpose Wash hands with soap and water Leave without waiting for others 	<ul style="list-style-type: none"> Line up quickly and quietly
Be Prepared	<ul style="list-style-type: none"> Have all of your supplies before boarding Keep all belongings close to you 	<ul style="list-style-type: none"> Know where you are going and how to get there Have all supplies before leaving the classroom 	<ul style="list-style-type: none"> Turn in lunch money in the morning Remember to bring lunch Use the bathroom before lunch Gather all materials before leaving lunch line 	<ul style="list-style-type: none"> Wait for your teacher's signal to stand up and exit 	<ul style="list-style-type: none"> Have all supplies and assignments Complete all assigned tasks in a timely manner Participate in all activities 	<ul style="list-style-type: none"> Ask to go to restroom during transitions and classroom breaks 	<ul style="list-style-type: none"> Make sure to have all necessary belongings before heading outside Bring in what you take out
Follow Pennington Dress Code							
Be Polite	<ul style="list-style-type: none"> Talk quietly Listen to bus driver and patrols Greet driver Keep hands, feet, and other objects to yourself 	<ul style="list-style-type: none"> Walk quietly on the right side of the hallway Stay on the silver line Keep hands and feet to yourself Respect other people's space 	<ul style="list-style-type: none"> Raise hand and remain seated (ES) Talk to friends quietly and kindly Respect other people's space Leave only with permission pass Walk at all times 	<ul style="list-style-type: none"> Listen attentively to speaker Respect peers and performers Follow teacher direction for seating Keep hands and feet to yourself 	<ul style="list-style-type: none"> Listen attentively to teacher and classmates Follow classroom procedures and rules Work cooperatively with classmates 	<ul style="list-style-type: none"> Respect others' privacy in the restroom Use proper volume when speaking Clean up after yourself Respect school property 	<ul style="list-style-type: none"> Play safely on all equipment Take turns and follow rules Respect others Include everyone
Be Pro-Active	<ul style="list-style-type: none"> Remain seated Model proper behavior on bus and at bus stop Follow all bus and bus stop procedures Voice Level 0-2 	<ul style="list-style-type: none"> Respect classes in progress Model proper hallway behavior Devices should be off and stored Look out for students in need Voice Level 0 	<ul style="list-style-type: none"> Ask for help when needed Pick-up trash and trays without reminders Look out for students in need Leave devices in classroom or locker Voice Level 1-2 	<ul style="list-style-type: none"> Applaud appropriately Model proper behavior Leave devices in classroom or locker Voice Level 0 	<ul style="list-style-type: none"> Ask for help when needed Put forth your best effort Model proper behavior Look out for students in need Voice level 0-2 	<ul style="list-style-type: none"> Anticipate your needs to keep classroom disruptions to minimum Leave supplies in the classroom or in the hallway Voice Level 0-1 	<ul style="list-style-type: none"> Ask for help when needed Look out for students in need Discuss rules Stay on appropriate equipment Voice Level 3

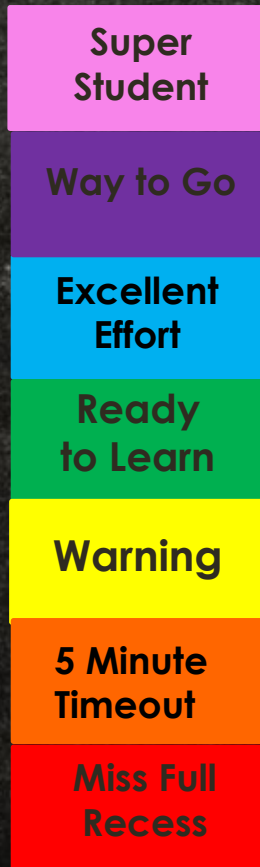
Our Goal:

- We use positive reinforcement to recognize good behavior and redirect poor behavior
- Positive comments and encouragement
- Classroom incentives for class rewards
- Students can earn rewards:
 - Lunch in the Classroom
 - Lifework Pass
 - Read to the Principal



**KEEP
CALM
AND
Use Positive
Reinforcement**

Behavior



Students are expected to show respect to adults and one another at all times

Each child starts the day with on Green

For each good choice or bad choice the student's clip will be moved.

- Green = Good Day
- Yellow = Warning
- Orange = 2 offenses. 5 minute "Thinking Walk" at recess. "Stop and Think" reflection sheet completed and sent home to be signed.
- Red = 3 offenses or physical contact. 10 minute "Thinking Walk" and a "Stop and Think" sheet will sent home (sometimes this results in a referral).



We hope to see you at Summer Fest
on August 19th!
(You will find out your child's teacher
on this date.)

At this time, all students will go with teachers for a school tour. Then they will do activities in our dining hall and play on the playground. Parent to Parent Connect will be here to talk to parents more about Pennington.

